


## ***COUPLERS AND PLUGS***



Type  
**A**



SC27      SC28      SCP27      SCP28

### 1/4" Lincoln™ Style Couplers and Plugs

These interchange with Lincoln Long Nose Series, as well as units produced by other manufacturers.

Male Thread	Female Thread	NPT Size
<b>COUPLERS</b>		
SC27	SC28	1/4"
<b>ADAPTER PLUGS</b>		
SCP27	SCP28	1/4"

Type  
**B**

### 1/4" Aro™ Style Couplers and Plugs

These interchange with Aro™ 210 as well as units produced by many other manufacturer's.



SC38      SC37B      SC38B



SC46      SCP37      SCP38



SCP37B      SCP38B

### 1/4" "Aro" Couplers


Uses standard "Type B" adapter plugs. Has maximum working pressure of 250 PSI.

Male Thread	Female Thread	NPT Size
<b>COUPLERS</b>		
	SC38	1/4"
SC37B	SC38B	1/4"
<b>PUSH-TO-CONNECT COUPLERS</b>		
	SC46	1/4"

B = Brass

Male Thread	Female Thread	NPT Size
<b>ADAPTER PLUGS</b>		
SCP37	SCP38	1/4"
SCP37B	SCP38B	1/4"

B = Brass



SC60

### 1/4" 3-way "Push-to-Connect" Coupler

These yellow chromate plated steel and brass couplers fit all 1/4" Aro™ Style, 1/4" Automotive Style, and 1/4" Industrial Interchange coupler plugs available in the marketplace. Maximum working pressure is 250 PSI.

Male Thread	Female Thread	NPT Size
<b>COUPLERS</b>		
	SC60	1/4"

**WARNING:** This product can expose you to chemicals, including Lead which is known to the State of California to cause cancer or birth defects or other reproductive harm.

# COUPLERS AND PLUGS

Type  
**C**



## 1/4" Automotive Style

These interchange with TruFlate™ as well as units produced by many other manufacturers.

**Male Thread    Female Thread    NPT or Barb**

### COUPLERS

SC1	SC2	1/4"
	SC2-23	3/8"

### COUPLERS FOR RECAPPERS

	SC2R	1/4"
--	------	------

B = Brass

**Male Thread    Female Thread    NPT or Barb**

### ADAPTER PLUGS

SCP1	SCP2	1/4"
	SCP2B	1/4"

### ADAPTER PLUGS FOR RECAPPERS

SCP1-302**		1/4"***
	SCP14	.482 – 26

B = Brass

\*\* SCP1-302 Also has inside cap thread.

**SCHRADER PACIFIC Advanced Valves**  
205 Frazier Road • Altavista, Virginia 24517 • 1.800.345.0578 • www.Schrader-Pacific.com

**INTERCHANGE INFORMATION ON COMPLETE LINE OF SCHRADER PACIFIC COUPLERS**

MILTON	AMFLO	ARO	CAMEL	CHAMP ITEMS	COLADOUSE	DIXON	NAPA	PARKER	TOMCO	TRU FLATE	SCHRADER PACIFIC
715	C20	MSCF23-000	61-573	9-870	150	DC20	90-670	B23	M184	13-235/13-236	SC20
716	C21	MSCM22-000	61-574	9-869	151	DC21	90-672	B22	M181	13-228/13-225	SC21
718	C20-23	MSCF23-000	61-574	9-869	152	DC21	90-667	B23E	M185	13-226	SC20-23
727	C21-03	MSCM22-000	61-574	9-869	155	DC2023	90-659	B22E	M182	13-226	SC21-03
728	CP21	MSCM22-000	61-574	9-869	151	DC2103	90-674	H2C	M182	12-224/12-225	SCP21
731	CP22	23902-200	61-578	9-854	1501	DCP20	90-676	H2C	M184	12-234/12-235	SCP20
731	CP22	23902-210	61-578	9-854	1502	DCP20	90-676	H2C	M184	12-234/12-235	SCP20
731	CP21-03	23902-310	61-535	9-855	1503	DCP2103	90-677	H2C-E	M186	12-226	SCP21-03
777	CP37	2608	61-528	9-850	1401	DCP37	90-618	A2C	300	12-324/12-325	SCP37
778	CP38	2609	61-529	9-851	1402	DCP38	90-620	A2C	300	12-314/12-335	SCP38
781	CP14	TTFM22-000	61-532	9-859	1601	DCP1	90-652	2C	2158	12-124/12-125	SCP14
784	CP1	TTFM22-000	61-538	9-859	1602	DCP2	90-624	3C	2155	12-134/12-135	SCP1
785	CP2	TTFM22-000	61-539	9-860	1603	DCP2	90-600	B13	M2184	13-136/13-135	SCP2
786	CP1	TFCF22-000	61-523	9-862	160	DC2	90-610	B12	M2181	13-124/13-125	SC2
787	CP2	TFCF22-000	61-523	9-862	160	DC2	90-609/90-638	B12	M2185	13-136/13-137	SC1
788	CP2	TFCF22-000	61-523	9-862	160	DC2	90-609/90-638	B12	M2182	13-136/13-137	SC2B
789	CP1-03	TFCF22-000	61-523	9-862	160	DC1	90-609/90-638	B12	M2182	13-136/13-137	SC2-23
790	C28	LNCF22-000	61-548	9-866	170	DC28	90-644	B73	1100	13-434/13-435	SC28
791	CP27	LNPM22-000	61-550	9-862	1701	DCP27	90-648	L2C	1109	12-428/12-425	SCP27
792	CP28	LNPF22-000	61-551	9-853	1702	DCP28	90-650	L2C	1110	12-434/12-435	SCP28
794	C27	LNCF22-000	61-548	9-866	1702	DC27	90-648	L2C	1101	13-424/13-425	SC27

NOTE: Corresponding numbers functionally interchange, even though some Coupler Bodies Listed are "Push Type."  
NOTE: Schrader Pacific does not guarantee the accuracy of this interchange. To be used as reference only.

Page 1 of 2

Technical questions can be answered by contacting our customer service department at 1.800.345.0578 x8817 or email: [mdaniels@schrader-pacific.com](mailto:mdaniels@schrader-pacific.com)

For a pdf copy of our Coupler & Plug interchange visit [www.Schrader-Pacific.com](http://www.Schrader-Pacific.com), navigate to "find products" tab, then select Couplers & Plugs. Find the Coupler & Plug interchange at the bottom left of page.

Due to the variety of operating conditions and applications, the customer is responsible to perform their own testing to ensure performance, safety and warranty requirements for the intended application.

Type

**D**



SC21

SC20

SC20B



SC21-03

SC20-23


SCP21



SCP20

SCP21B

SCP20B



SCP21-03

SCP22

**1/4" Industrial Interchange Style Coupler and Plugs**

These interchange with Hansen™, Milton™, Foster™, Aro™, Parker™ and others.

Male Thread	Female Thread	NPT or Barb
-------------	---------------	-------------

**COUPLERS**

SC21	SC20	1/4"
	SC20B	1/4"
SC21-03	SC20-23	3/8"

B = Brass

**1/4" "Push-to-Connect" Couplers**

These couplers automatically connect by pushing the plug into the coupler and disconnect when sleeve is pulled back. Uses standard Type D adapter plugs. Has maximum working pressure of 250 PSI.

Male Thread	Female Thread	NPT or Barb
-------------	---------------	-------------

**ADAPTER PLUGS**

SCP21	SCP20	1/4"
SCP21B	SCP20B	1/4"
SCP21-03		3/8"

**COMBO PACK (1 ea. SCP21 and SC20)**

SCP21/SC20	1/4"
------------	------

**ADAPTER PLUGS FOR RECAPPERS**

SCP22	.302-32THD
-------	------------

B = Brass

**WARNING:** This product can expose you to chemicals, including Lead which is known to the State of California to cause cancer or birth defects or other reproductive harm.

## COUPLERS AND PLUGS


Type  
**E**



SC25-02

SC26-22

SC25



SC26

SCP25-02

SCP26-22



SCP25

SCP26


### 3/8" Industrial Interchange Style Couplers and Plugs

This group of medium sized couplers and plugs provide greater air flow than 1/4" inch units.

Male Thread	Female Thread	NPT or Barb
<b>COUPLERS</b>		
SC25-02	SC26-22	1/4"
SC25	SC26	3/8"

Male Thread	Female Thread	NPT or Barb
<b>ADAPTER PLUGS</b>		
SCP25-02	SCP26-22	1/4"
SCP25	SCP26	3/8"

Type  
**F**



SC9

SC10

SC10R



SCP9-03

SCP10-23

SCP9



SCP10

### 1/2" Automotive Style Couplers and Plugs

You can use either 1/2" Automotive or 1/2" Industrial interchange plugs with these couplers.

Male Thread	Female Thread	NPT Size
<b>COUPLERS</b>		
SC9	SC10	1/2"
	SC10R (Raised Sleeve)	1/2"


R = Recapper

<b>ADAPTER PLUGS</b>		
SCP9-03	SCP10-23	3/8"
SCP9	SCP10	1/2"

Due to the variety of operating conditions and applications, the customer is responsible to perform their own testing to ensure performance, safety and warranty requirements for the intended application.

Type


**G**



SC7

SC8

SC5



SC6

SCP7

SCP8

SCP5



SCP6

**3/8" Automotive Style Couplers and Plugs**

Male Thread	Female Thread	Hose Barb	NPT or Barb
<b>COUPLERS</b>			
SC7	SC8		1/4"
SC5	SC6		3/8"
SC5-04	SC6-24		1/2"

Male Thread	Female Thread	Hose Barb	NPT or Barb
<b>ADAPTER PLUGS</b>			
SCP7	SCP8		1/4"
SCP5	SCP6	SCP5-44	3/8"

Type

**H**



SCP18

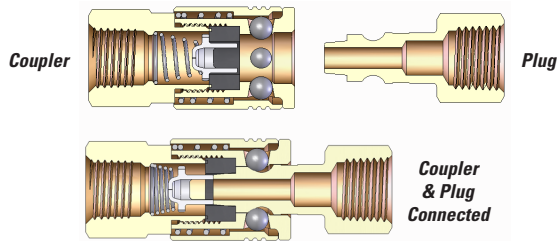
**1/2" Industrial Interchange Plugs**

These 1/2" Industrial interchange Adapter Plugs are completely interchangeable with the Type F Automotive Series shown above.

Female Thread	NPT Size
	3/8"
SCP18	1/2"

**WARNING:** This product can expose you to chemicals, including Lead which is known to the State of California to cause cancer or birth defects or other reproductive harm.

## COUPLERS AND PLUGS

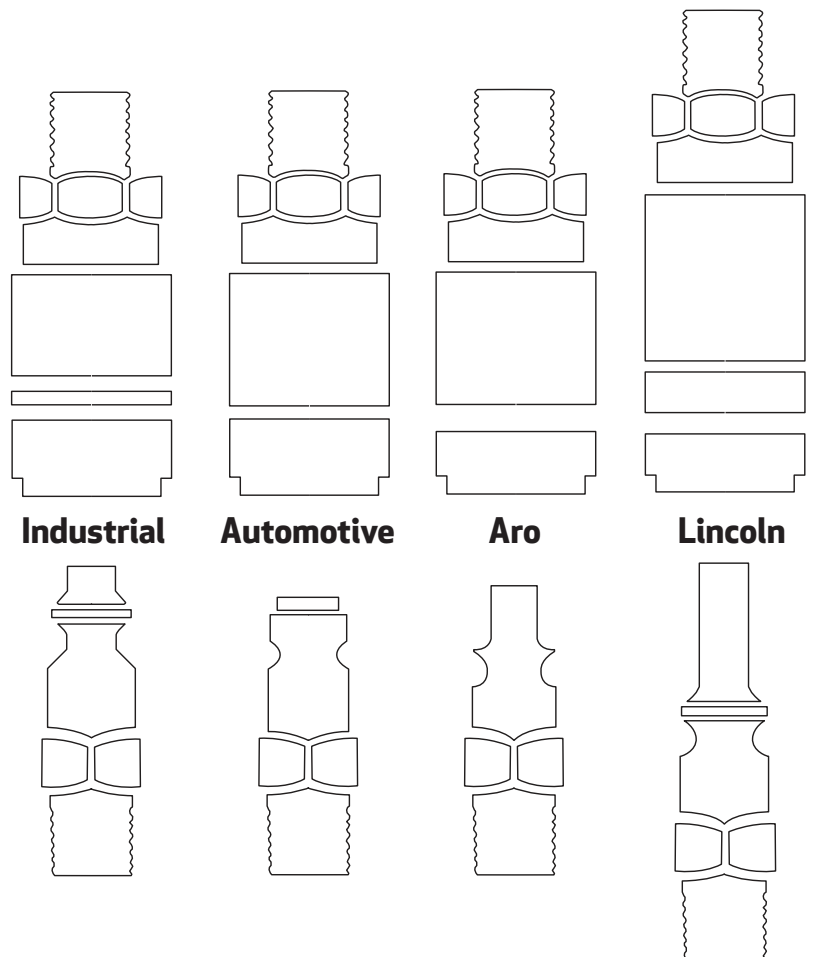


### Couplers & Plugs

Quick Disconnect couplers are the fastest, easiest, and the most reliable means of joining pneumatic and fluid transfer lines. All quick disconnect couplers work on the same principle:

- Hardened balls or pins engage a groove in the coupler plug to hold it securely against a soft seal while permitting the assembly to swivel, thereby preventing kinking or twisting of hose.
- A sliding sleeve releases the locking balls when retracted, permitting the plug to be inserted or removed. The sleeve automatically returns to the locked position when released.
- An automatic shutoff valve in the coupler seals instantly upon uncoupling, eliminating the need for a separate shutoff.

### COUPLER & PLUG STYLES



### Features

**Long Service Life:** Zinc plating provides a non-corrosive finish. Heat treating hardens critical wear points. Molded Buna-n seals create a leak proof connection.

**Efficient Performance:** Tubular valve design provides high flow rates. Steel locking balls ensure connection holds tight under the most rugged applications. Spring loaded sliding outer sleeve allows quick connect/disconnect.

**Many Sizes & Styles:** Available in 1/4", 3/8", 1/2", 3/4" inch bodies with male and female pipe threads, hose barb or lock-on ends for every application.

**Interchangeability:** Fully interchangeable with couplers and plugs made by other manufacturers. (See interchange charts)

### Coupler Style

Industrial  
Lincoln  
Aro  
Auto Std 1/4" & 3/8"  
Auto & Ind Std 1/2"

### Groove Configuration

2 Narrow Band  
1 Narrow, 1 Wide Band  
1 Wide Band  
1 Narrow Band  
4 Narrow Band

Due to the variety of operating conditions and applications, the customer is responsible to perform their own testing to ensure performance, safety and warranty requirements for the intended application.



205 Frazier Road  
Altavista, Virginia 24517

**1.800.345.0578**

[www.Schrader-Pacific.com](http://www.Schrader-Pacific.com)

**WARNING:** *This product can expose you to chemicals, including lead which is known to the State of California to cause cancer or birth defects or other reproductive harm.*